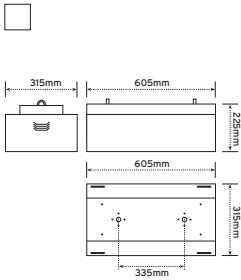


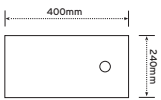



High specification IP20 Endura Low Bay with removable metal back plate and snap fit connectors for rapid installation and the IP54 Endura Master Low Bay. Both fixtures have rigid housing construction for surface or suspended applications. Complete with Osram Endura Lumilux lamp and Osram Quicktronic electronic control gear with options of 70W/100W or 150W lamp types with lumen outputs from 6,500 to 11,000 instant re strike and 60,000 hours guaranteed lamp life. Optimum photometrics are achieved by a specially designed reflector for use with the Endura lamp.






ENDURA LOW BAY



ENDURA MASTER LOW BAY

 E.1 - Endura energy



DESCRIPTION	LAMP	Wt.(kg)
<b>ENDURA LOW BAY IP22</b>		
<b>ENDURA</b>		
70W	E.1	5.10
100W	E.2	5.90
<b>ENDURA MASTER LOW BAY IP54</b>		
<b>ENDURA</b>		
70W	E.1	5.60
100W	E.2	6.60
150W	E.3	6.90

TO ORDER ENDURA LOW BAY WITH RACK REFLECTOR  
SUFFIX CODE WITH HR

**TECHNICAL SPECIFICATION - ENDURA LOW BAY**

HOUSING	Zinc Coated Sheet Steel
DIFFUSERS	Safety glass or polycarbonate
REFLECTORS	Anodised polished aluminium
CONTROL GEAR	Endura 70W/100W

**ACCESSORIES - ENDURA LOW BAY**

- Wire guard
- Prismatic polycarbonate dished diffuser
- Clear polycarbonate dished diffuser
- Steel screen louvre
- Toughened BS glass visor
- Auxiliary timed ignitor
- High rack reflector – fitted

**TECHNICAL SPECIFICATION - ENDURA MASTER LOW BAY**

HOUSING	Aluminium
DIFFUSERS	Standard glass
REFLECTORS	Anodised polished aluminium
CONTROL GEAR	Endura 70W/100W/150W

**ACCESSORIES - ENDURA MASTER LOW BAY**

- Steel Wire guard