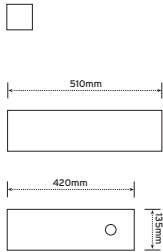




A versatile product group of low bay fixtures which are suitable for a wide variety of applications. This product group offers the IP22 Low Bay Master with the additional feature of a removable back plate complete with snap fit connector to allow for mains wiring prior to installation or the IP22 Low Bay Saver which is the standard type of low bay enclosure. The IP54 Low Bay Seal is a fully enclosed low bay for use in wet or damp conditions. All the fixtures are manufactured in zinc steel or aluminium and white powder coated. A full range of accessories are available for each type, auxiliary versions and high rack reflectors upon request.

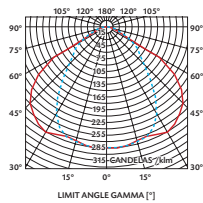




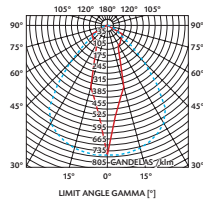
LOW BAY SEAL



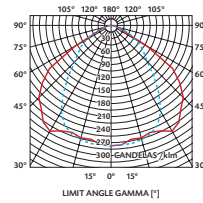
LOW BAY MASTER  
HPS 150W E40



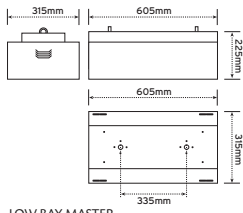
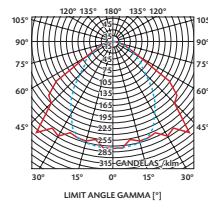
LOW BAY MASTER/HIGH RACK  
MH 400W E40



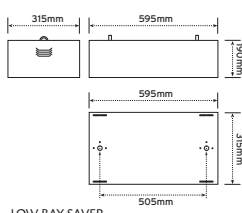
LOW BAY SAVER  
MH 250W E40



LOW BAY SAVER  
HPS 400W E40, LBD

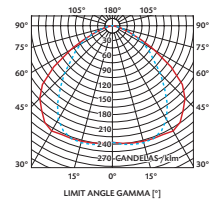


LOW BAY MASTER



LOW BAY SAVER

LOW BAY SEAL  
MBF 250W E40



- S.4 - SON-T (E40) External ignitor
- M.2 - MBF/U (E40)
- H.5 - Metal Halide (E40)

**TECHNICAL SPECIFICATION - LOW BAY MASTER/LOW BAY SAVER**

HOUSING	Zinc Coated Sheet Steel
DIFFUSERS	Safety glass or polycarbonate
REFLECTORS	Anodised polished aluminium
CONTROL GEAR	Available with a wide variety of options Metal halide control gear 250W & 400W is mercury based
SUPPLY	Slide in gear tray

**ACCESSORIES - LOW BAY MASTER/LOW BAY SAVER**

- Wire guard
- Prismatic polycarbonate dished diffuser
- Clear polycarbonate dished diffuser
- Steel screen louvre
- Toughened BS glass visor
- Timed ignitor
- High rack reflector – fitted
- Auxiliary version

**TECHNICAL SPECIFICATION - LOW BAY SEAL**

HOUSING	Aluminium
DIFFUSERS	Standard glass
REFLECTORS	Anodised polished aluminium
CONTROL GEAR	Available with a wide variety of options Metal halide control gear 250W & 400W is mercury based
SUPPLY	Slide in gear tray Removable back plate for ease of mounting

**ACCESSORIES - MASTERSEAL**

- Steel Wire guard
- Timed ignitor



DESCRIPTION	LAMP	Wt.(kg)
-------------	------	---------

**LOW BAY MASTER IP22**

**HIGH PRESSURE SODIUM**

150W	S.4	9.70
250W	S.4	11.25
400W	S.4	12.45
600W	S.4	12.45

**MERCURY BLENDED FLU.**

250W	M.2	9.60
400W	M.2	11.30

**METAL HALIDE**

150W *	H.5	9.70
250W *	H.5	9.75
400W *	H.5	11.60



**LOW BAY SAVER IP22**

**HIGH PRESSURE SODIUM**

150W	S.4	8.20
250W	S.4	9.75
400W	S.4	10.95

**MERCURY BLENDED FLU.**

250W	M.2	8.10
400W	M.2	9.80

**METAL HALIDE**

150W *	H.5	8.20
250W *	H.5	8.25
400W *	H.5	10.10



**LOW BAY SEAL IP54**

**HIGH PRESSURE SODIUM**

150W	S.4	7.80
250W	S.4	8.80
400W	S.4	10.20

**MERCURY BLENDED FLU.**

250W	M.2	8.20
400W	M.2	10.20

**METAL HALIDE**

150W	H.5	7.80
250W	H.5	8.20
400W	H.5	10.20

TO ORDER LOW BAY MASTER/LOW BAY SAVER WITH RACK REFLECTOR SUFFIX CODE WITH HR

\* Cover required for metal halide