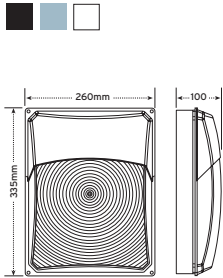











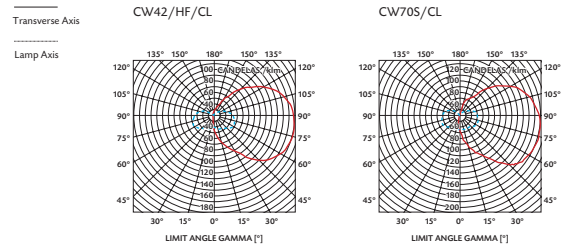


Attractive modern design general purpose surface mounted lighting system available with a wide variety of light source options and ideal for domestic or commercial applications. Base, diffuser and eyelid are manufactured using anti-corrosive high impact injection moulded polycarbonate. Options include opal or clear diffusers, maintained emergency packs, black, white or silver grey colour finish, high pressure sodium and a wide choice of compact fluorescent versions, tamper proof screws and integral photocell options available.





-  S.1 - SON-E  (E27) Internal ignitor
-  S.2 - SON-T  (E27) External ignitor
-  CF.1 - Compact Fluorescent L, 2 Pin, (G23)
-  CF.6 - Compact Fluorescent TE, 4 Pin, (GX24q-4)
-  CF.7 - Compact Fluorescent QE, 4 Pin, (GX24q-5)
-  CF.8 - 2D, 2 Pin, (GR8)
-  CF.9 - 2D, 4 Pin, (GR10q)



DESCRIPTION	LAMP	Wt.(kg)	WHITE	SILVER
CLEAR DIFFUSER POLYCARBONATE IP65				
HIGH PRESSURE SODIUM (E27)				
70W - BLACK	S.1	3.00		
70W - BLACK	S.2	3.00		
2D				
16W - BLACK - SWITCH START	CF.8	1.70		
28W - BLACK - SWITCH START	CF.8	2.25		
38W - BLACK - SWITCH START	CF.9	2.25		
16W - BLACK - HF	CF.9	2.25		
28W - BLACK - HF	CF.9	2.25		
38W - BLACK - HF	CF.9	2.25		
COMPACT FLUORESCENT				
2X11W - BLACK - SWITCH START	CF.1	2.25		
OPAL DIFFUSER POLYCARBONATE IP65				
HIGH PRESSURE SODIUM (E27)				
70W - BLACK	S.1	3.00		
70W - BLACK	S.2	3.00		
2D				
16W - BLACK - SWITCH START	CF.8	1.70		
28W - BLACK - SWITCH START	CF.8	2.25		
38W - BLACK - SWITCH START	CF.9	2.25		
16W - BLACK - HF	CF.9	2.25		
28W - BLACK - HF	CF.9	2.25		
38W - BLACK - HF	CF.9	2.25		
COMPACT FLUORESCENT				
2X11W - BLACK - SWITCH START	CF.1	2.25		

PC PHOTOCELL OPTIONS ARE AVAILABLE ON ALL TYPES, TO ORDER SUFFIX CODE WITH /PC

TECHNICAL SPECIFICATION

HOUSING	Thermo-plastic polycarbonate
DIFFUSERS	Clear prismatic or opal
PHOTOCELL	Photocell available for all types
REFLECTORS	White powder coated steel
CONTROL GEAR	Available with a wide variety of options
ACCESS	Front opening
FIXINGS	Corrosion, anti tamper & anti-seizure proof
COLOURS	Black RAL 9011, Silver RAL 7000 White RAL 9003

ACCESSORIES

3 Hour Emergency Packs available for 28-38W 2D with HF gear

